




# MAXIM 18 Board



Twin track sliding doors with bottom carriage system

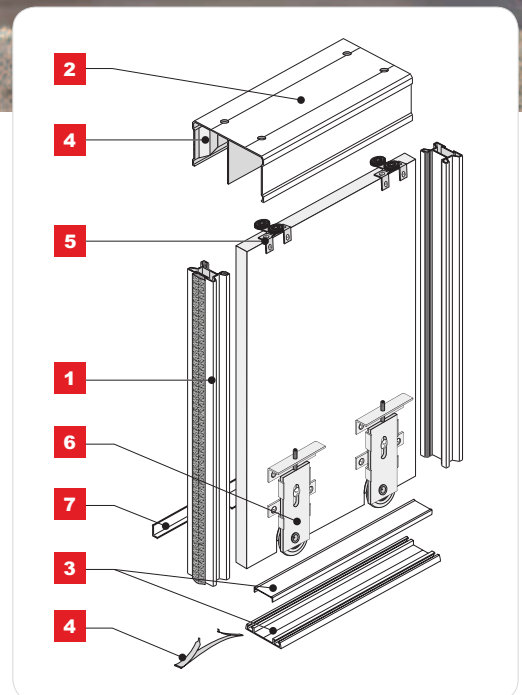


## CHARACTERISTICS

▶ Application	Sliding doors
▶ Track	Twin
▶ Carriage system	Bottom
▶ Top guide	Ball bearing carriage
▶ Bottom guide	Ball bearing carriage (load bearing)
▶ Construction	Board
▶ Filling	Board 18 mm
▶ Max. door load	50 kg
▶ Max. handle length	2700 mm
▶ Max. track length	6000 mm
▶ Textile door stops	Yes
▶ Anti-dust brushes	n/a
▶ Sales programme	Components can be purchased separately
▶ Decorative profile programme	DECOR

## USAGE

- ▶ Built-in furniture, walk-in wardrobes, wardrobes, attics





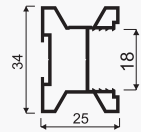
## Basic system components

Handle **PROSPER II****DECOR**

1a



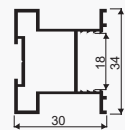
CODE	COLOUR	LENGTH (mm)	COLLECTIVE PACKAGING	PRICED PER	NET PRICE
03145	SILVER	2700	8	item	
03144	LIGHT BROWN	2700	8	item	

Handle **PORTO**

1b



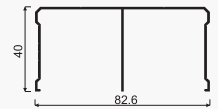
CODE	COLOUR	LENGTH (mm)	COLLECTIVE PACKAGING	PRICED PER	NET PRICE
03167	SILVER	2700	8	item	
03166	LIGHT BROWN	2700	8	item	

Top track **MAXIM****DECOR**

2



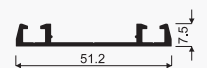
CODE	COLOUR	LENGTH (mm)	COLLECTIVE PACKAGING	PRICED PER	NET PRICE
02023	SILVER	1800	12	item	
02991	LIGHT BROWN	1800	12	item	
02024	SILVER	2500	12	item	
02992	LIGHT BROWN	2500	12	item	
02298	SILVER	3500	12	item	
02993	LIGHT BROWN	3500	12	item	
02306	SILVER	4300	12	item	
02994	LIGHT BROWN	4300	12	item	
02892	SILVER	6000	12	item	
02995	LIGHT BROWN	6000	12	item	

Bottom track **MAXIM II**

3



CODE	COLOUR	LENGTH (mm)	COLLECTIVE PACKAGING	PRICED PER	NET PRICE
02805	SILVER	1800	12	item	
02986	LIGHT BROWN	1800	12	item	
02806	SILVER	2500	12	item	
02987	LIGHT BROWN	2500	12	item	
02808	SILVER	3500	12	item	
02988	LIGHT BROWN	3500	12	item	
02802	SILVER	4300	12	item	
02989	LIGHT BROWN	4300	12	item	
02890	SILVER	6000	12	item	
02990	LIGHT BROWN	6000	12	item	

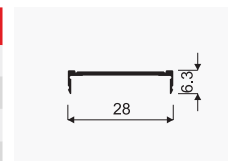




Covering strip for bottom track  
**MAXIM II**

**DECOR**

CODE	COLOUR	LENGTH (mm)	COLLECTIVE PACKAGING	PRICED PER	NET PRICE
02812	SILVER	1800	48	item	
02996	LIGHT BROWN	1800	48	item	
02813	SILVER	2500	48	item	
02997	LIGHT BROWN	2500	48	item	
02815	SILVER	3500	48	item	
02998	LIGHT BROWN	3500	48	item	
02803	SILVER	4300	48	item	
02999	LIGHT BROWN	4300	48	item	
02891	SILVER	6000	48	item	
03000	LIGHT BROWN	6000	48	item	




Top carriage positioner **FIX**

**i** Recommended screw: Unix 3x13 (code 20096)



CODE	COLLECTIVE PACKAGING	PRICED PER	NET PRICE
20326	10	item	

Stopper for bottom carriage  
**HI-TEC**



CODE	COLLECTIVE PACKAGING	PRICED PER	NET PRICE
20080	100	item	

Soft-close

**SEVROMATIC SV-25 & SV-50**

**i** Set includes 2 soft-closers (1 left and 1 right), and includes activators + screws



CODE	WEIGHT LIMIT	TYPE	COLLECTIVE PACKAGING	PRICED PER	NET PRICE
20139-SV	25 kg	LEFT + RIGHT	24	set	
20200-SV	50 kg	LEFT + RIGHT	24	set	

**Individual soft-closers**

**i** Includes one activator and screws

20137-SV	25 kg	RIGHT	20	item	
20138-SV	25 kg	LEFT	20	item	
20197-SV	50 kg	RIGHT	20	item	
20196-SV	50 kg	LEFT	20	item	





## Basic system components

Soft-close **SEVROMATIC**  
**MINI SV-25, SV-40 & SV-60**

**i** Set includes 2 soft-closers and includes activators + screws

CODE	WEIGHT LIMIT	TYPE	COLLECTIVE PACKAGING	PRICED PER	NET PRICE
20368-SV	25 kg	UNIVERSAL	24	set	
20258-SV	40 kg	UNIVERSAL	24	set	
20339-SV	60 kg	UNIVERSAL	24	set	

**Individual soft-closers**

Additionally, you must order a set of activators code 20265-SV.  
Soft-close MINI fits left and right sides

CODE	WEIGHT LIMIT	TYPE	COLLECTIVE PACKAGING	PRICED PER	NET PRICE
20359-SV	25 kg	UNIVERSAL	100	item	
20260-SV	40 kg	UNIVERSAL	100	item	
20336-SV	60 kg	UNIVERSAL	100	item	

Soft-close **SEVROMATIC**  
**TOP SV-60 & SV-80**

**i** Set includes 2 soft-closers and includes activators + screws.  
Soft-close TOP fits left and right sides

CODE	WEIGHT LIMIT	TYPE	COLLECTIVE PACKAGING	PRICED PER	NET PRICE
20259-SV	60 kg	UNIVERSAL	24	set	
20267-SV	80 kg	UNIVERSAL	24	set	

Soft-Close **SEVROMATIC**  
**CENTRAL SV-25 i SV-40**

**i** Set includes 1 soft-close and includes activators + screws.

CODE	WEIGHT LIMIT	TYPE	COLLECTIVE PACKAGING	PRICED PER	NET PRICE
20363-SV	25 kg	CENTRAL	24	set	
20319-SV	40 kg	CENTRAL	24	set	

Soft-close activator  
„10” & „18” MINI / „10” TOP

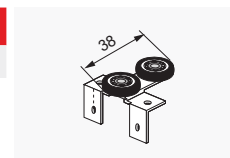
**i** Set includes 3 activators of different heights to choose from and a set of screws

CODE	COLOUR	COLLECTIVE PACKAGING	PRICED PER	NET PRICE
20265-SV	GREY	24	set	

Guiding carriage  
**MAXIM Board**

**i** Set includes 2 carriages

CODE	COLLECTIVE PACKAGING	PRICED PER	NET PRICE
10206	50	set	




5



## Bottom carriage


## WD 18V HI-TEC



**i** Set includes 2 carriages and stopper HI-TEC

CODE	COLLECTIVE PACKAGING	PRICED PER	NET PRICE
10197	50	set	


## Angle section MINI 11x17



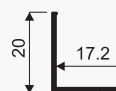
CODE	COLOUR	LENGTH (mm)	COLLECTIVE PACKAGING	PRICED PER	NET PRICE
00102	SILVER	1700	120	item	
00093	LIGHT BROWN	1700	120	item	
00103	SILVER	2350	120	item	
00094	LIGHT BROWN	2350	120	item	
00104	SILVER	3000	120	item	
00095	LIGHT BROWN	3000	120	item	



## Angle section ZW 20x18



CODE	COLOUR	LENGTH (mm)	COLLECTIVE PACKAGING	PRICED PER	NET PRICE
00058	SILVER	1700	60	item	
00052	LIGHT BROWN	1700	60	item	
00059	SILVER	2350	60	item	
00053	LIGHT BROWN	2350	60	item	
00060	SILVER	3000	60	item	
00054	LIGHT BROWN	3000	60	item	



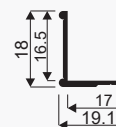
## Angle section K2



DECOR



CODE	COLOUR	LENGTH (mm)	COLLECTIVE PACKAGING	PRICED PER	NET PRICE
00078	SILVER	1700	60	item	
00069	LIGHT BROWN	1700	60	item	
00079	SILVER	2350	60	item	
00070	LIGHT BROWN	2350	60	item	
00080	SILVER	3000	60	item	
00071	LIGHT BROWN	3000	60	item	





## Basic system components

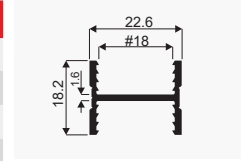
## H-Profile H18 MAXIM



DECOR



CODE	COLOUR	LENGTH (mm)	COLLECTIVE PACKAGING	PRICED PER	NET PRICE
01881	SILVER	1800	30	item	
02980	LIGHT BROWN	1800	30	item	
01882	SILVER	2500	30	item	
02981	LIGHT BROWN	2500	30	item	



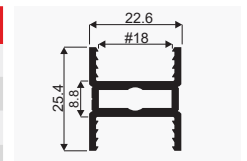
## H-Profile H25 MAXIM



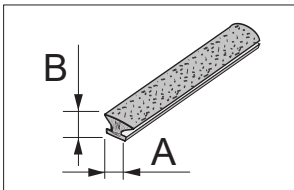
DECOR



CODE	COLOUR	LENGTH (mm)	COLLECTIVE PACKAGING	PRICED PER	NET PRICE
01883	SILVER	1800	20	item	
02983	LIGHT BROWN	1800	20	item	
01884	SILVER	2500	20	item	
02984	LIGHT BROWN	2500	20	item	

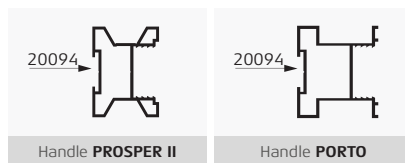


## TEXTILE DOOR STOP



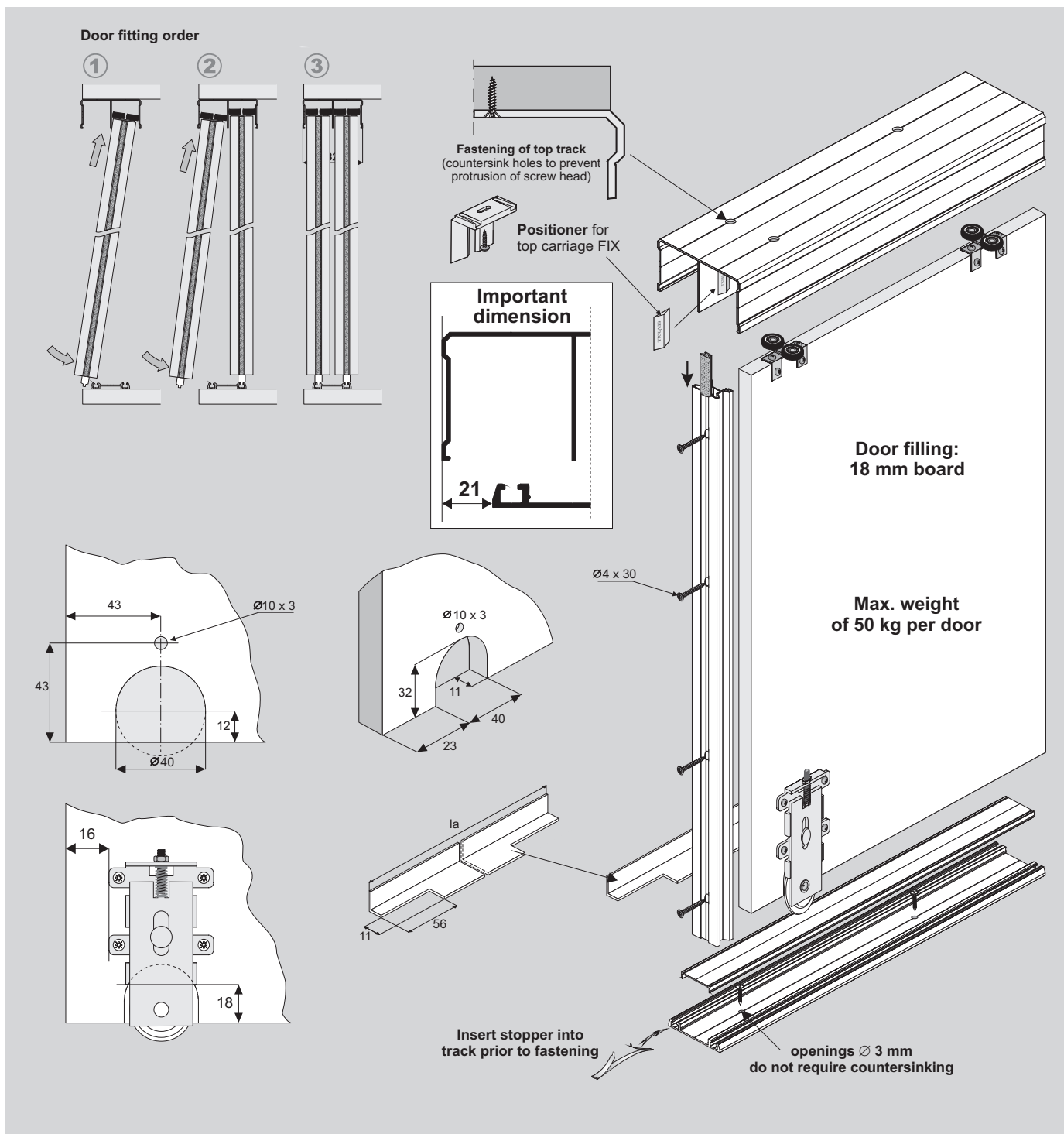
**i** Our full offer can be found in the "Profiles and furniture accessories" section

CODE	NAME	A (mm)	B (mm)	INSTALLATION	ROLL LENGTH	COLLECTIVE PACKAGING	PRICED PER
20094-SV	TEXTILE DOOR STOP	14	4	INSERTED	200 r.m.	4 rolls	running M
20224-SV	TEXTILE DOOR STOP	14	4	INSERTED	50 r.m.	10 rolls	roll

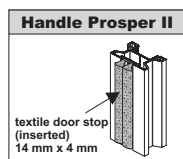


Handle PROSPER II

Handle PORTO



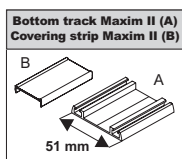
**COMPONENTS**



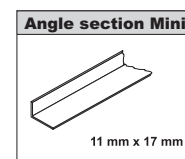
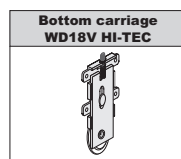
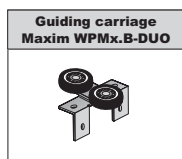
Length  
2,7 m



Length  
1,8 m, 2,5 m, 3,5 m, 4,3 m, 6,0 m

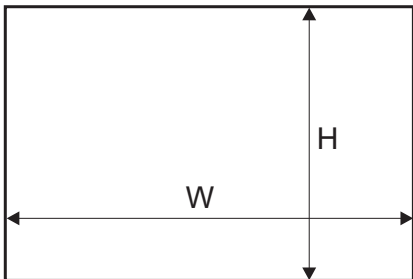


Length  
1,8 m, 2,5 m, 3,5 m, 4,3 m, 6,0 m



Length  
1,7 m, 2,35 m, 3,0 m

Dimensions of opening

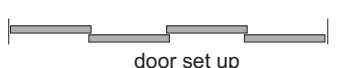



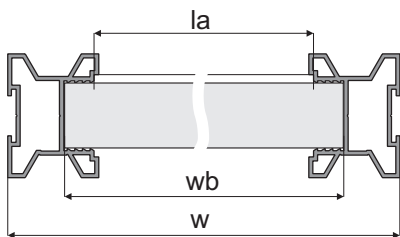
Handle length = door height

door filling – # 18 board

door height	- h	$h = H - 40 \text{ mm}$	
door wing height with soft-close fitted	Mini SV25/40/60, SV-25/50	$h = H - 40 \text{ mm}$	
	Top SV60/80, Central SV25/40	$h = H - 44 \text{ mm}$	
board height	- hb	$hb = h - 2 \text{ mm}$	
door width	- w	$w = (W - 3 \text{ mm} + Z) : N$	
board width	- wb	$wb = w - 31 \text{ mm}$	
angle section mini length	- la	this size is determined after door construction	

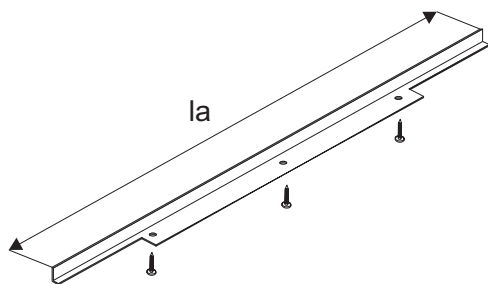
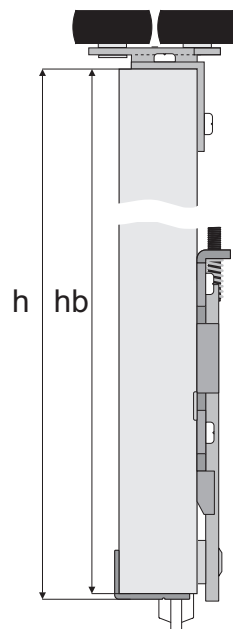
number of doors	- N	2	3	4	5
total overlap	- Z	25 mm	50 mm	75 mm	100 mm

visual design – 4 wings	
	$w = (W - 3 + 75) : 4$
	$w = (W : 2 + 22) : 2$

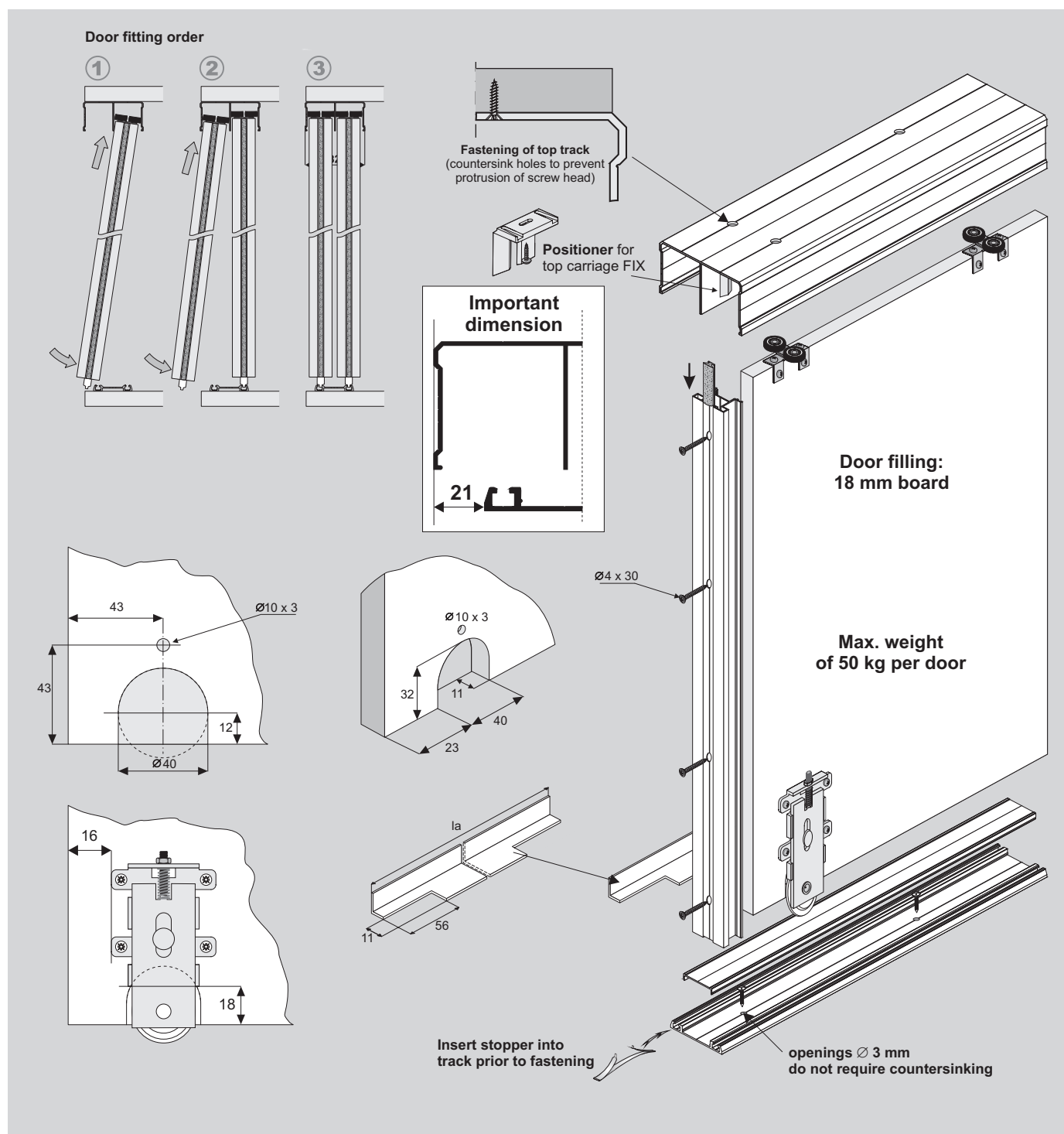


**ATTENTION!**  
Handle profile should be 2 mm longer than board height.

- When fitting handle profiles, do not use assembly adhesive
- The tapped handle screw to the plate with screws according to instructions



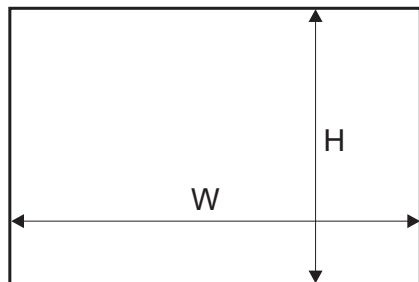
**WARNING**  
SEVROLL does not bear any responsibility for deformation resulting from the application of improper quality of boards (improper storage, improper humidity)



## COMPONENTS

<p><b>Handle Porto</b></p> <p>textile door stop (inserted) 14 mm x 4 mm</p> <p>Length 2.7 m</p>	<p><b>Top track Maxim</b></p> <p>Length 1.8 m, 2.5 m, 3.5 m, 4.3 m, 6.0 m</p>	<p><b>Bottom track Maxim II (A)</b> <b>Covering strip Maxim II (B)</b></p> <p>51 mm</p> <p>Length 1.8 m, 2.5 m, 3.5 m, 4.3 m, 6.0 m</p>	<p><b>Stopper HI-TEC</b></p>	<p><b>Guiding carriage Maxim WPMx.B-DUO</b></p>	<p><b>Bottom track WD18V HI-TEC</b></p>	<p><b>Angle section Mini</b></p> <p>11 mm x 17 mm</p> <p>Length 1.7 m, 2.35 m, 3.0 m</p>
---	---	---	------------------------------	---	---	--

**Dimensions of opening**





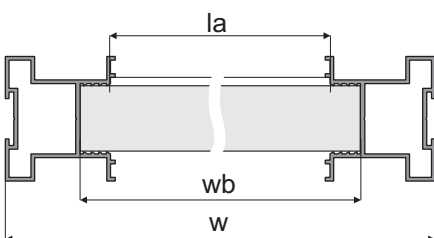
Handle length = door height

**door filling - # 18 board**

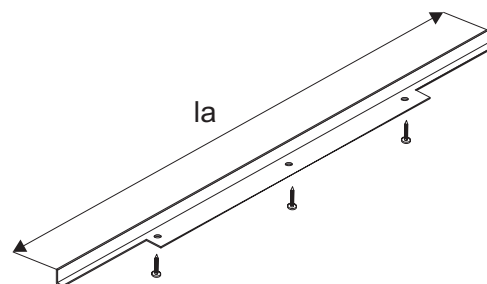
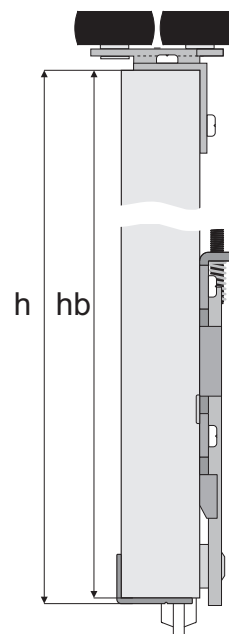
door height	- h	$h = H - 40 \text{ mm}$
door wing height with soft-close fitted	Mini SV25/40/60, SV-25/50	$h = H - 40 \text{ mm}$
	Top SV60/80, Central SV25/40	$h = H - 44 \text{ mm}$
board height	- hb	$hb = h - 2 \text{ mm}$
door width	- w	$w = (W - 3 \text{ mm} + Z) : N$
board width	- wb	$wb = w - 41 \text{ mm}$
angle section mini length	- la	this size is determined after door construction

number of doors	- N	2	3	4	5
total overlap	- Z	30 mm	60 mm	90 mm	120 mm

visual design – 4 wings	
	$w = (W - 3 + 90) : 4$
	$w = (W : 2 + 27) : 2$



- When fitting handle profiles, do not use assembly adhesive
- The tapped handle screw to the plate with screws according to instructions



**ATTENTION!**  
Handle profile should be 2 mm longer than board height.

**WARNING**  
SEVROLL does not bear any responsibility for deformation resulting from the application of improper quality of boards (improper storage, improper humidity)